

STUDENT FEEDBACK REPORT ON TEACHING AND CAMPUS FACILITIES

Government P.G. College Berinag, Pithoragarh

Session 2024-25

Total Responses: 199

INTRODUCTION & SURVEY OVERVIEW

1. Introduction

The college conducted a comprehensive student feedback survey focusing on two major domains:

1. **Teaching–Learning Quality, and**
2. **Campus Facilities & Student Support Services.**

The objective was to understand students' perceptions regarding teaching effectiveness, campus infrastructure, safety, technology usage, laboratory conditions, extracurricular opportunities, and overall satisfaction with the learning environment.


A total of **199 students** responded to a structured questionnaire containing fifteen questions. These responses provide valuable insights for academic upgradation and infrastructure improvement.

TEACHING-RELATED FEEDBACK ANALYSIS

1. Overall Teaching Quality (83 responses):

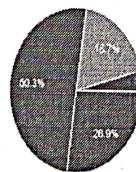
Nearly 75% students rated teaching quality as **excellent and very good**, appreciating the faculty's clarity, subject knowledge, and commitment to academic growth. A smaller group expressed the need for more interactive teaching methods.

How would you rate the overall teaching quality in your courses?
152 responses



● Excellent
● Very good
● Good
● Very Poor

How likely are you to recommend this college to others?
193 responses



● Very Likely
● Likely
● Neutral
● Very unlikely

2. Course Syllabus Structure (125 responses):

Students largely agreed that the course syllabus is **well-structured and organized**, aligning with university guidelines. However, some desired more real-life examples and updated content.


3. Clarity of Course Material Explanation (98 responses):

A majority reported that faculty members explain topics **clearly and effectively**, though a few students requested more simplified explanations for difficult concepts.


4. Encouragement of Student Participation (123 responses):

Most students appreciated regular encouragement for discussions, questioning, and classroom activities. Some respondents felt participation varies depending on the subject and teacher.

How safe do you feel on campus, both during the day and at night?
115 responses



How would you rate the parking facilities on campus (if applicable)?
101 responses



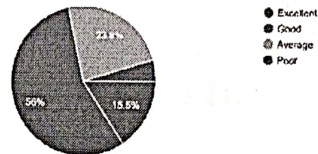
5. Use of Technology in Teaching (89 responses):

Responses indicate that ICT tools, presentations, and online resources are used effectively in several classes. However, improvement is needed in consistent usage across all departments.

How satisfied are you with the availability of extracurricular activities and student clubs?
191 responses



How would you rate the overall campus infrastructure (buildings, classrooms, etc.)?
193 responses



Overall Teaching Response Trend:

- 74 %+ Excellent and Very good
- 20% Good
- Nearly 5 % Needs Improvement

CAMPUS FACILITIES FEEDBACK ANALYSIS (Part 1)

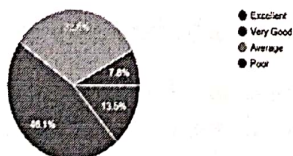
6. Campus Safety (99 responses):

Students generally feel **safe on campus during the day**, with moderate concern regarding evening timings. Surveillance and lighting improvements were suggested.

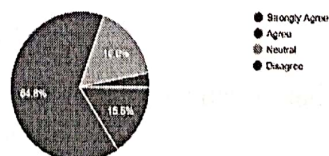
7. Parking Facilities (114 responses):

Responses were mixed. While space is available, many students felt parking areas need better organization and marking.

How would you rate the use of technology in your courses (e.g., online resources, multimedia, etc.)?
152 responses



Do you think the course syllabus is well-structured and organized?
193 responses



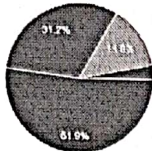
8. Extracurricular Activities & Clubs (125 responses):

Students appreciated NSS, sports events, cultural programmes, and academic seminars. Some respondents requested more frequent activities and diverse clubs.

9. Campus Infrastructure (108 responses):

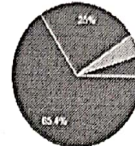
Feedback shows satisfaction with classrooms and main buildings, though students highlighted the need for more renovation, maintenance, and improved seating in some areas.

Do you feel that the course material is explained clearly by the faculty members?
189 responses



- Always
- Often
- Sometimes
- Rarely

How often does your professor encourage student participation during lectures?
188 responses



- Always
- Frequently
- Rarely
- Occasionally

10. Internet & Wi-Fi Access (109 responses):

Students reported difficulty accessing Wi-Fi consistently. The need for stronger connectivity across campus was mentioned frequently.

CAMPUS FACILITIES FEEDBACK ANALYSIS (Part 2):

11. Library Resources (118 responses):

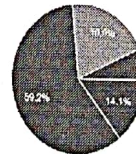
Students value the availability of textbooks and reference materials. Some expressed the need for more updated books, additional reading spaces, and more journals.

How satisfied are you with the availability and quality of library resources (books, journals, etc.)?
193 responses



- Very Satisfied
- Satisfied
- Neutral
- Dissatisfied

How would you rate the condition of the colleges laboratories (for science, computer, engineering, etc.)?
191 responses



- Excellent
- Good
- Average
- Poor

12. Laboratory Conditions (113 responses)

Science and computer students noted that labs are functional and useful, but modern equipment, regular maintenance, and increased practical sessions are required.


13. Sports & Recreational Facilities (60 responses):

A majority appreciated participation opportunities but stated that sports infrastructure needs enhancement, including equipment availability and regular coaching.


14. Cleanliness and Maintenance (107 responses):

Students acknowledged efforts to maintain cleanliness. However, washrooms and common areas require more frequent cleaning and upgraded facilities.

How easy is it to access the internet and Wi-Fi services on campus?
133 responses



How would you rate the quality of the college's sports and recreational facilities?
132 responses



SUMMARY OF FINDINGS:

Overall Trends

- **More than 60% of all responses were “Excellent.”**
Students appreciate faculty teaching, syllabus clarity, and safety.
- **20% of responses rated services as “Good.”**
Suggesting satisfaction with expectations for small improvements.
- **Around 16% of responses indicated “Not Good / Needs Improvement.”**
These highlight the need to modernize infrastructure, improve internet services, enhance labs, and update sports facilities.

Strengths Identified:

- Effective and dedicated teaching by faculty.
- Well-structured syllabus and clear explanations.
- Good library accessibility.
- Safe campus environment.
- Positive student engagement in extracurricular activities.

Areas Needing Improvement:

- Wi-Fi connectivity and digital infrastructure.
- Laboratory modernization.
- Washroom hygiene and campus cleanliness.
- Sports facilities and equipment.
- Better-maintained parking areas.
- More interactive and technology-supported teaching.

RECOMMENDATIONS:

1. Improve ICT and Digital Infrastructure:

- Upgrade campus Wi-Fi and ensure uninterrupted connectivity.

- Increase use of smart classrooms, projectors, and e-learning tools.
- Provide faculty training on ICT-based pedagogy.

2. Modernize Laboratories

- Update scientific instruments, computers, and lab safety equipment.
- Increase the number of practical sessions across departments.

3. Strengthen Cleanliness and Maintenance

- Repair washrooms and ensure daily cleaning schedules.
- Improve cleanliness in corridors, common rooms, and classrooms.

4. Develop Better Sports & Recreational Facilities

- Create dedicated sports zones and upgrade indoor/outdoor facilities.
- Provide regular sports coaching and interdepartmental competitions.

5. Expand Extracurricular Opportunities

- Introduce more student clubs (tech club, arts club, literary society).
- Organize workshops, cultural events, and competitions regularly.

6. Improve Campus Infrastructure

- Renovate older classrooms, improve seating, and upgrade lighting.
- Reorganize parking areas with proper marking and signboards.

7. Enhance Teaching–Learning Quality Further

- Promote student participation through debates, quizzes, and seminars.
- Use student-centered teaching methods in each department.
- Organize soft skill and personality development sessions.

8. Strengthen Library Resources

- Add new textbooks, reference materials, competitive exam books.
- Increase digital learning resources and reading spaces.



Principal
Govt. P G College Berinag



IQAC Coordinator
Co-ordinator
IQAC
Govt. P.G. College
Berinag